

Getting Started with the Cisco Skills Assessment & Application

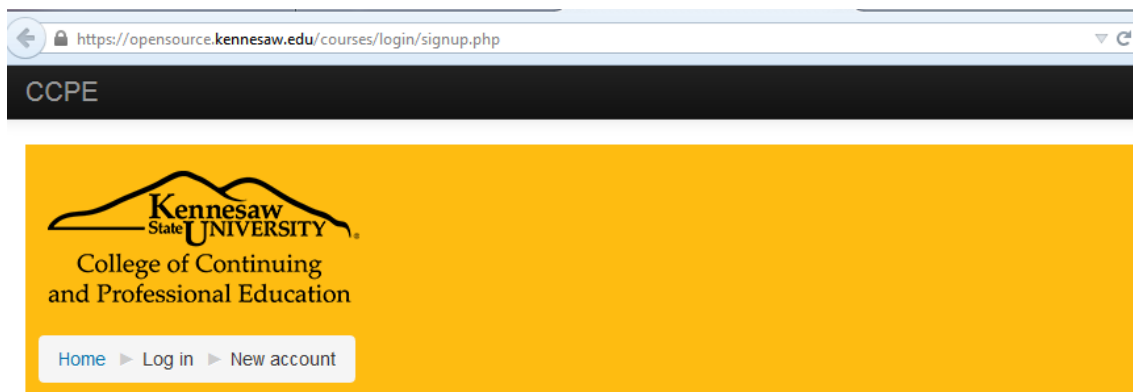
Please review the following step-by-step instructions for completing and submitting your Cisco Skills Assessment & Application. Both are required for enrollment into either Cisco course (CCENT or CCNA). A minimum score of 70 is required on each of the 4 sections of the assessment.

Overview of steps:

1. Create account to take the Skills Assessment Online
2. Complete Skills Assessment
3. Review your results
4. Submit Program Application

1. Create your account

- a) Visit <http://opensource.kennesaw.edu/courses/login/signup.php>
- b) Complete the New Account form and click "Create my new account"



▼ Choose your username and password

Username*

The password must have at least 4 characters, at least 1 lower case letter(s)

Password* Unmask

▼ More details

Email address*

Email (again)*

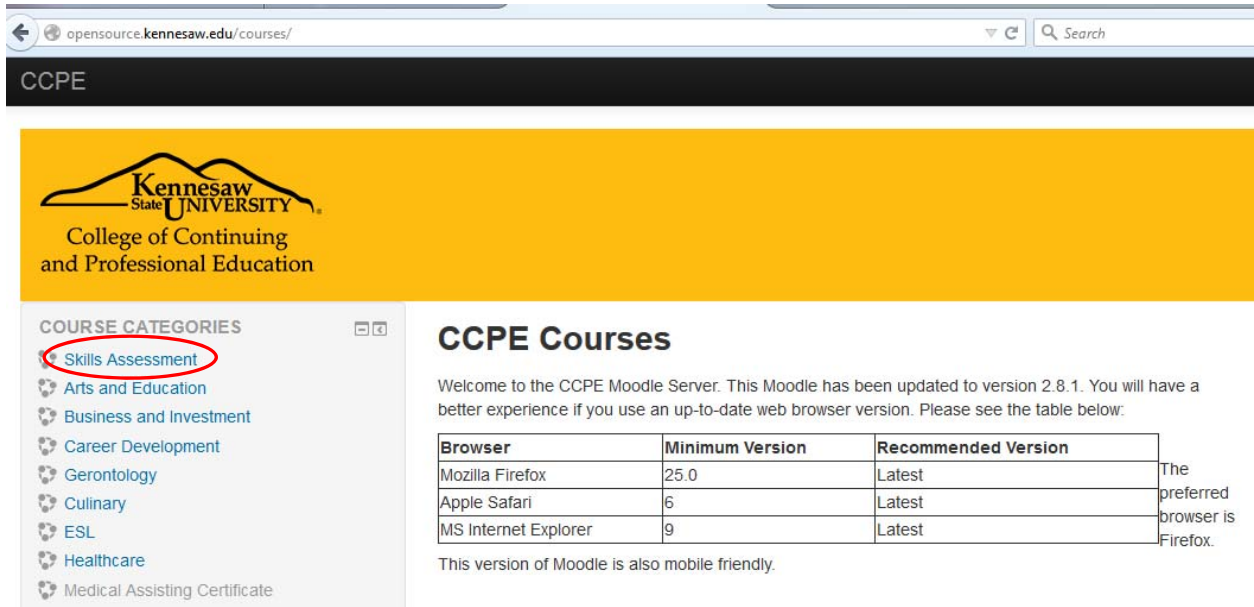
First name*

Last name*

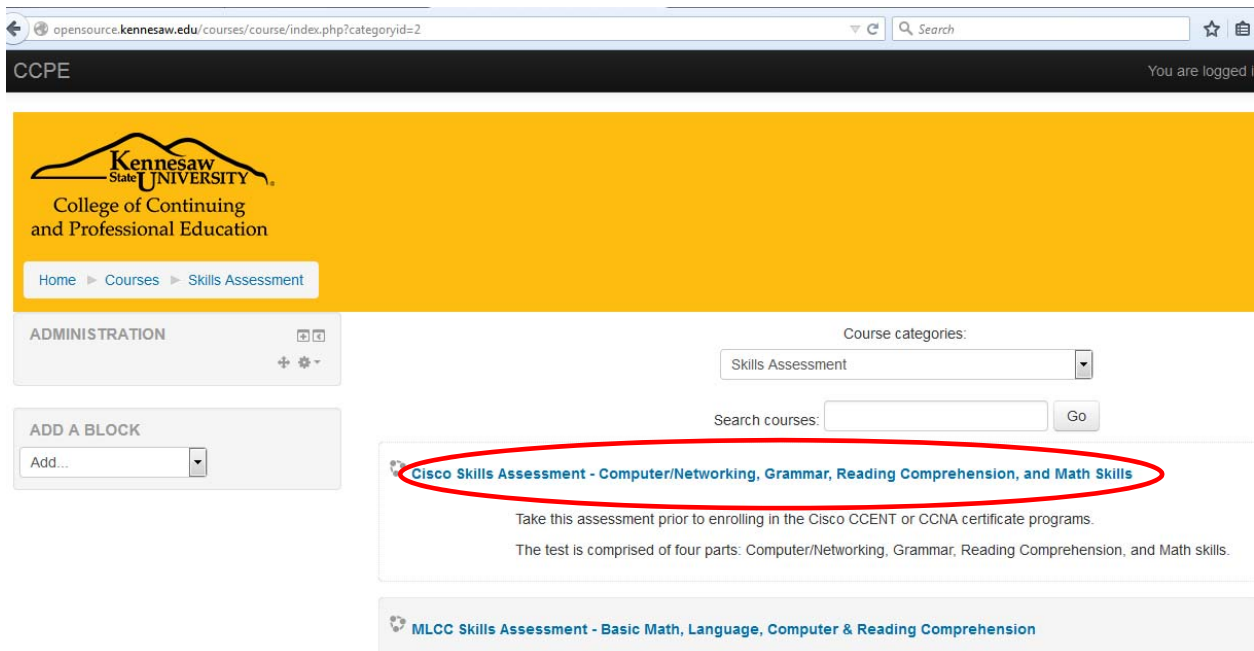
- c) An email will immediately be sent to the email address you provided in the New Account form.
- d) Open the email and click on the web link to confirm your account. Note: If you do not immediately receive this email, check your Junk or Spam folder.
- e) Once your account is confirmed, you will be logged in.

2. Complete Skills Assessment

- a) Click “Skills Assessment” under Course Categories in the gray column on the left of the screen.



- b) Click “Cisco Skills Assessment – Computer/Networking, Grammar, Reading Comprehension, and Math Skills”.



c) Click "Enrol me".

The screenshot shows a web browser window with the URL `opensource.kennesaw.edu/courses/enrol/index.php?id=669`. The page header includes the Kennesaw State University logo and the text "College of Continuing and Professional Education". A breadcrumb trail reads: Home > Courses > Skills Assessment > Cisco Skills Assessment > Enrol me in this course > Enrolment options. On the left, an "ADMINISTRATION" sidebar lists "Course administration" (with a sub-link "Enrol me in this course"), and "My profile settings". The main content area is titled "Enrolment options" and contains a section for "Cisco Skills Assessment - Computer/Networking, Grammar, Reading Comprehension, and Math Skills". Below this, it states: "Take this assessment prior to enrolling in the Cisco CCENT or CCNA certificate programs. The test is comprised of four parts: Computer/Networking, Grammar, Reading Comprehension, and Math skills." A section titled "Self enrolment (Student)" indicates "No enrolment key required." At the bottom, a blue "Enrol me" button is circled in red.

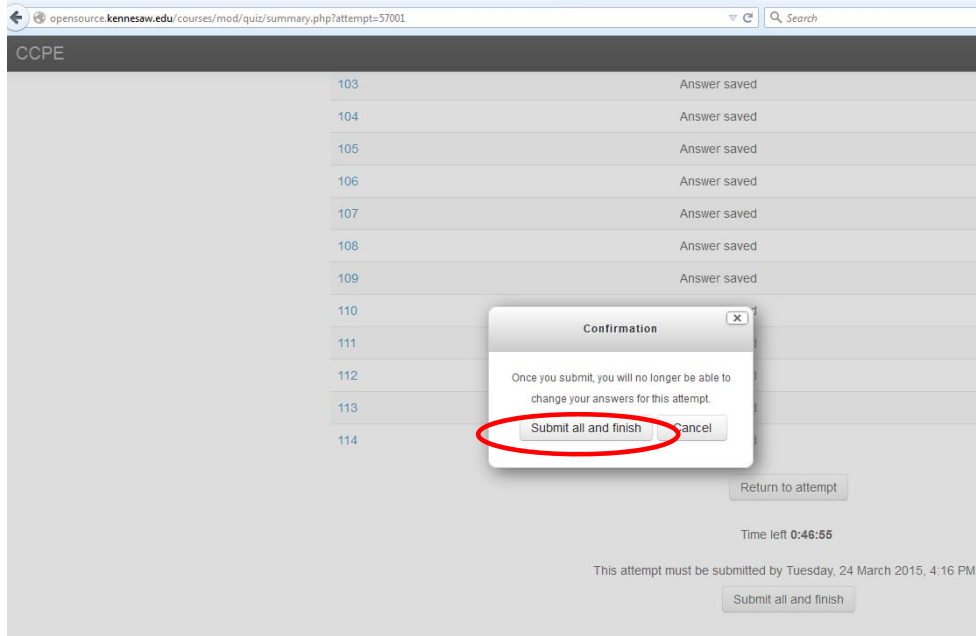
d) Click the "START the Cisco Skills Assessment" link to begin the assessment.

The screenshot shows a web browser window with the URL `opensource.kennesaw.edu/courses/course/view.php?id=669`. The page header includes the Kennesaw State University logo and the text "College of Continuing and Professional Education". A breadcrumb trail reads: Home > My courses > Skills Assessment > Cisco Skills Assessment. On the left, an "ADMINISTRATION" sidebar lists "Course administration" (with a sub-link "Unenrol me from Cisco Skills Assessment"), "Grades", and "My profile settings". The main content area features a "News forum" section with a link for "Optional Sample Quiz - to Acclimate Yourself to Online Quizzes". Below this, a section titled "Topic 1" contains a list of items: "START the Cisco Skills Assessment" (circled in red), "View Results & Submit Application", and "quiz2". A note at the bottom states: "Not available unless: You achieve a required score in **START the Cisco Skills Assessment**".

e) Click "Attempt quiz now, then click the "Start attempt" button on the Confirmation window.

The screenshot shows a web browser window with the URL `opensource.kennesaw.edu/courses/mod/quiz/view.php?id=45154`. The page header includes the Kennesaw State University logo and the text "College of Continuing and Professional Education". A breadcrumb trail reads: Home > My courses > Skills Assessment > Cisco Skills Assessment > Topic 1 > START the Cisco Skills Assessment. The main heading is "START the Cisco Skills Assessment". Below this, there is a "Skills Assessment" section with details about the assessment areas, duration, and results. A "Confirmation" dialog box is overlaid on the page, containing the text: "This quiz has a time limit and is limited to 1 attempt(s). You are about to start a new attempt. Do you wish to proceed?". The dialog has two buttons: "Start attempt" (circled in red) and "Cancel". At the bottom of the page, there is an "Attempt quiz now" button.

f) You may now begin the Skills Assessment. There are **4 sections** and pages. Complete all 4 pages of the assessment. Once you have answered all of the questions, click "Submit all and finish" at the bottom of the page. Then click "Submit all and finish" on the Confirmation window.



3. Review your results

a) To review results, click the blue link to return to the course area.

ADMINISTRATION

- Course administration
- My profile settings

START the Cisco Skills Assessment

Skills Assessment
Basic Math, Language, Computer/Networking Skills & Reading Comprehension

AREAS ASSESSED: Decimals, Percentages, Fractions, Addition, Subtraction, Multiplication, Division, Grammar, Sentence Structure, Word Internet, and Networking.

HOW LONG IT TAKES: You may take this assessment at any time. The assessment must be completed in one sitting and within a **1 hour**

SKILLS ASSESSMENT RESULTS: You will receive your results upon completion of the assessment. Your scores are valid for 12 months.

DISCLAIMER: By creating an Account and submitting answers for the Cisco Skills Assessment, you are agreeing to represent yourself a your assessment are found to be an impersonation, it will be considered grounds for immediate dismissal from your program.

If you have any questions, please contact ccpeassessment@kennesaw.edu.

Attempts allowed: 1

This quiz opened at Thursday, 2 October 2014, 11:00 PM

This quiz will close at Tuesday, 3 October 2023, 10:00 PM

Time limit: 1 hour

Summary of your previous attempts

State	Review	Feedback
Finished Submitted Tuesday, 24 March 2015, 3:32 PM		Click here to return to the course area and then click the link for your "View Results & Subm list our recommendations for you based upon your results.

Overall feedback

[Click here](#) to return to the course area, and then click the link for your "View Results & Subm will list our recommendations for you based upon your results.

b) Click "View Results & Submit Application."

The screenshot shows a web browser window with the URL opensource.kennesaw.edu/courses/course/view.php?id=669. The page header is "CCPE" and the main banner features the Kennesaw State University logo and "College of Continuing and Professional Education". A breadcrumb trail reads: Home > My courses > Skills Assessment > Cisco Skills Assessment. On the left, an "ADMINISTRATION" sidebar includes "Course administration" (with sub-items "Unenrol me from Cisco Skills Assessment" and "Grades") and "My profile settings". The main content area has a "News forum" and "Optional Sample Quiz - to Acclimate Yourself to Online Quizzes". Under "Topic 1", there are three items: "START the Cisco Skills Assessment", "View Results & Submit Application" (circled in red), and "quiz2". A note below states: "Not available unless: You achieve a required score in **START the Cisco Skills Assessment**".

4. Submit Program Application

Your Skills Assessment results and recommendations will appear at the top of the page. You are required to achieve a minimum score of 70% on **ALL** four sections of the assessment in order to enroll in the Cisco certificate programs.

If you have achieved the required scores, you may complete the Program Application at the bottom of the page. Click "Submit Application" to complete the process. You will receive a confirmation email from ccpeassessment@kennesaw.edu with further instructions for registration.